

WIRELESS MICRO SUB WOOFER



MICRO SUB. MIGHTY BASS.™

Big Impact from a compact sub woofer, this Sub is equipped with Chomecast, and Alexa. Connect this wirelessly to your Lithe multi-room audio system or other compatible setups and add the bass to your music.



LITHEAUDIO

SPECIFICATIONS / FEATURES

CONNECTS VIA:



Add bass to any Chromecast Speaker

MICRO SUB. MIGHTY BASS.™



Lithe Audio Wi-Fi Ceiling Speakers via Chromecast



DATA IN

DATA OUT

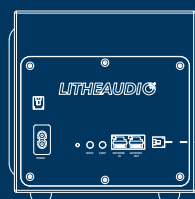


WIRELESS

APP SETUP




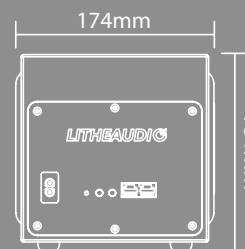
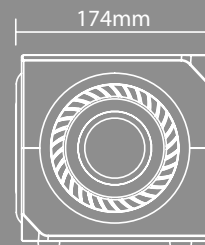
Wirelessly connect or Hardwire to your router or wall plate



Data output to additional Sub woofer or other network connection

LITHEAUDIO

DIMENSIONS



Features

Plug And Play

Quick and easy setup, plug in and sync to home Wi-Fi network and group Lithe or other brand speakers and play.

Wireless Connectivity

Position the micro sub in the corner of a room or behind the sofa or under the bed. Being wireless you can setup anywhere without the restrictions of speaker cable.

Works With Any Googlecast Speaker

Group with any brand of speaker which has Googlecast to create a multi-brand multi-room audio setup.

Ethernet Hardwired Connection

Data in and Data out for streamlined cable management and a rock solid data connection.

App Based DSP

Full control over the crossover frequency, phase, volume, gain, low pass filter, high pass filter and speaker profile presets for fast easy setup.

High Quality Audio

Blends high power with 1x active and 2x radiator 4" drivers to fill the room with with detailed and immersive bass with ease.

SKU Codes

01675 - UK Plug

01675EU - EU Plug

01675US - US Plug

01675AU - AU Plug

Speaker Spec

Sound quality THD+N<0.009%

Frequency response: 40Hz-200Hz @ -10dB

RMS power: 70W RMS @ 4 Ohm load

Sensitivity (1W/1m): 90dB

Type: Class D (Digital)

Audio compression: 192Khz/24bits

Integrated DSP /EQ

Woofer: 4" Polypropylene driver
4" Passive radiator x 2

Music Access

Wi-Fi (2.4 Ghz & 5 Ghz)

Chromecast Built-In

Works with OK Google

Works with Alexa

Ethernet Connection In / Out

What's in the box

Lithe Audio Wireless Micro Sub Woofer

Power cord

Instruction manual

Connectivity

Access digital music storage using NAS drive (Networked Hard Drive).

Google certified

DLNA/uPnP connections

Wi-Fi certified 2.4Ghz / 5Ghz (802.11a/b/g/n/ac)

SDDP

Perfect for

Adding bass to your Lithe Wi-fi and Pro Series

Hiding in your kitchen, dining area or bedrooms

litheaudio.com/subwoofer

Visit our website or open you phone's camera and scan the QR code to visit our product page



LITHEAUDIO